



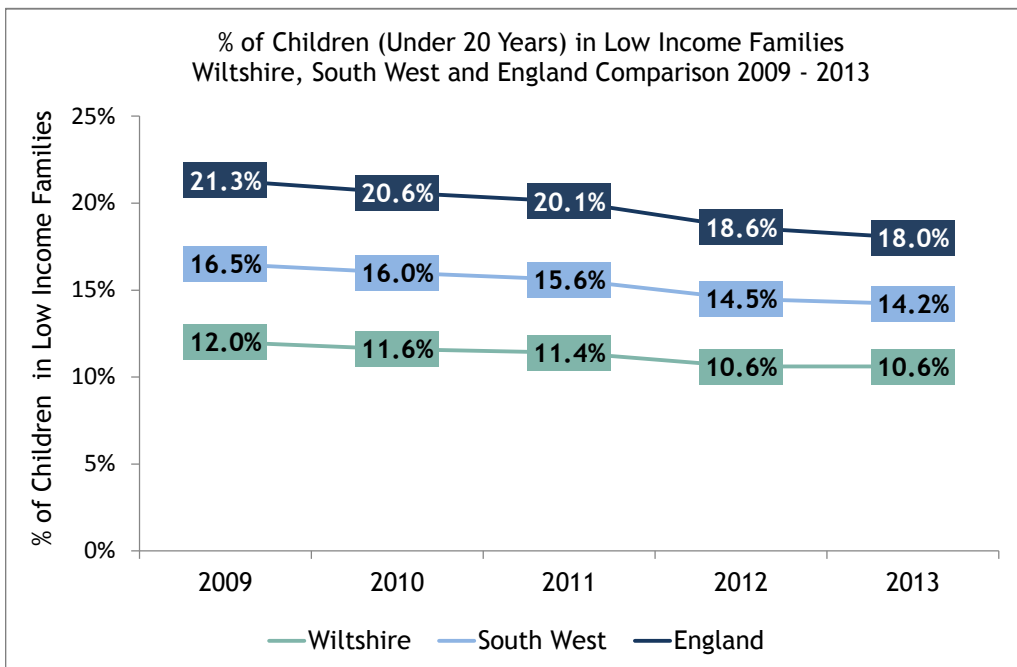
Children and Young People: Data

Supporting and improving life chances for children and young people is key to the future of Wiltshire. Ensuring that our children and young people are safe and healthy and that families have access to services that meet their individual needs at an early stage are all crucial in making sure every child and young person has the best possible start in life.

The following report provides comparative analysis of a range of key indicators relating to children and young people in Wiltshire and is intended as a resource to assist with the identification of local priorities at Community Area level. For each indicator, data for the most recent single year or aggregated time period is shown by Community Area and is compared against the overall Wiltshire benchmark. Where possible, Wiltshire level trend data has also been included and is shown against comparative regional and/or national benchmarks (where this information is available), in order to provide strategic context. It should be noted that as data has been drawn from multiple sources, comparator time periods may vary. The specific time periods used are detailed in the chart titles for each indicator and relevant data sources are contained in the commentary boxes accompanying each chart.

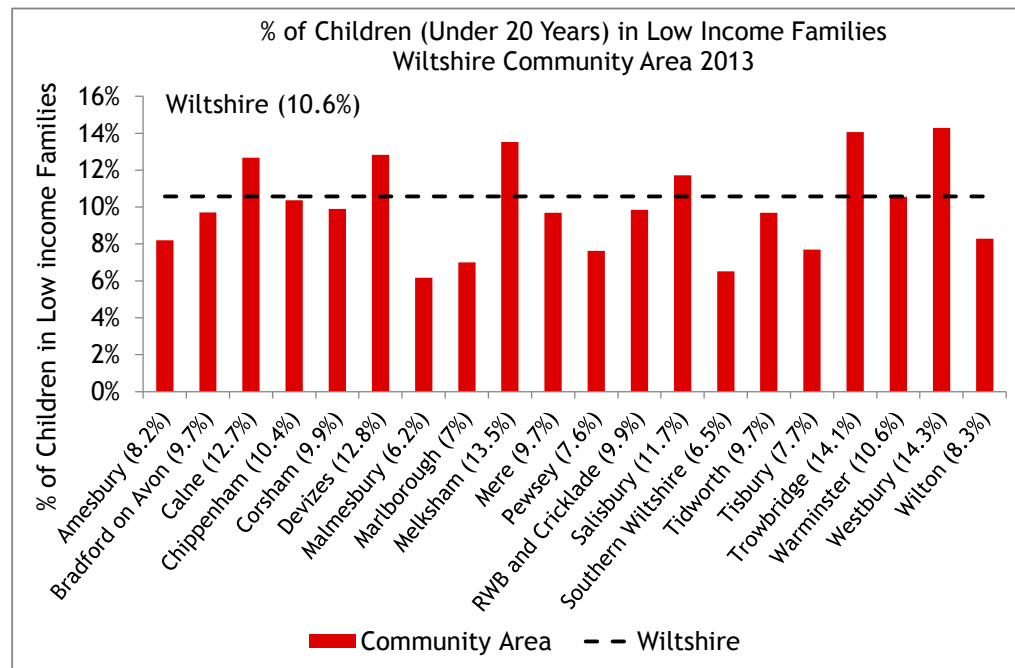
Children in Low Income Families

Children are deemed to be living in a low income family if their household's income is less than 60 per cent of the median national income. Children and young people growing up in low income families are at a greater risk of experiencing poorer outcomes in relation to their health, educational attainment and long term prosperity. Reducing levels of family income poverty is therefore vital in order to improve the life chances of our children and young people.



The percentage of children under 20 years of age living in poverty in Wiltshire has stabilised at 10.6% in 2012 and 2013 after having shown a gradual reduction since 2009. Between 2009 - 2013 (the most recent data available), proportional levels of children living in low income families in Wiltshire have remained below that reported both regionally and nationally.

Source: HMRC, Personal Tax Credits: Children in Low-Income Families Local Measure, 2009 - 2013

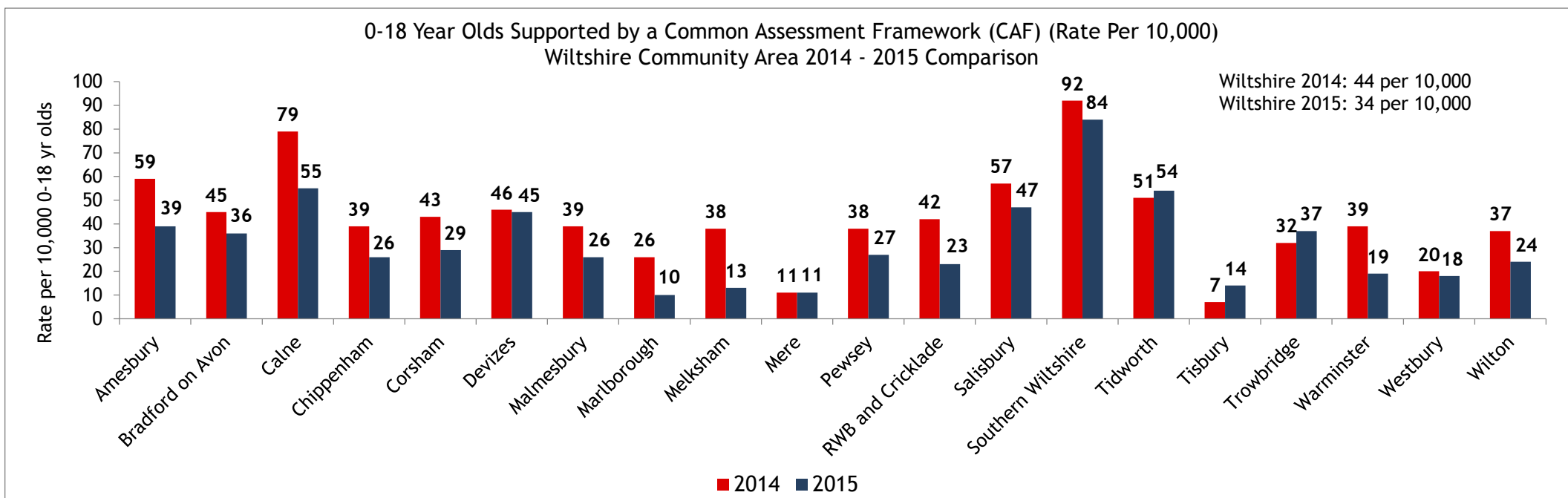


According to the latest figures from the HMRC (2013), 10.6% of children and young persons aged 20 years or below in Wiltshire are living in low income families. This is equivalent to 10,770 children and young people across the county. Calne, Devizes, Melksham, Salisbury, Trowbridge and Westbury Community Areas experienced higher proportional levels of children living in low income families than that across Wiltshire in 2013 whilst Amesbury, Malmesbury, Marlborough, Pewsey, Southern Wiltshire, Tisbury and Wilton experienced lower levels.

Source: HMRC, Personal Tax Credits: Children in Low-Income Families Local Measure, 2013 Snapshot as at 31 August 2013

Children in Need

Sometimes families need additional support other than that provided universally through early years settings and schools to overcome specific issues. The Common Assessment Framework (CAF) provides a standardised method for the assessment of children and young people who may have more complex needs to enable early multi agency intervention and provide timely co-ordinated packages of support. In the more serious cases this may result in a referral to social care but every effort is made to address issues early and avoid this being necessary. Children's Social Care work with children and families to protect, care for and support vulnerable children and young people in the community to enable them to have the best possible start in life and into adulthood.

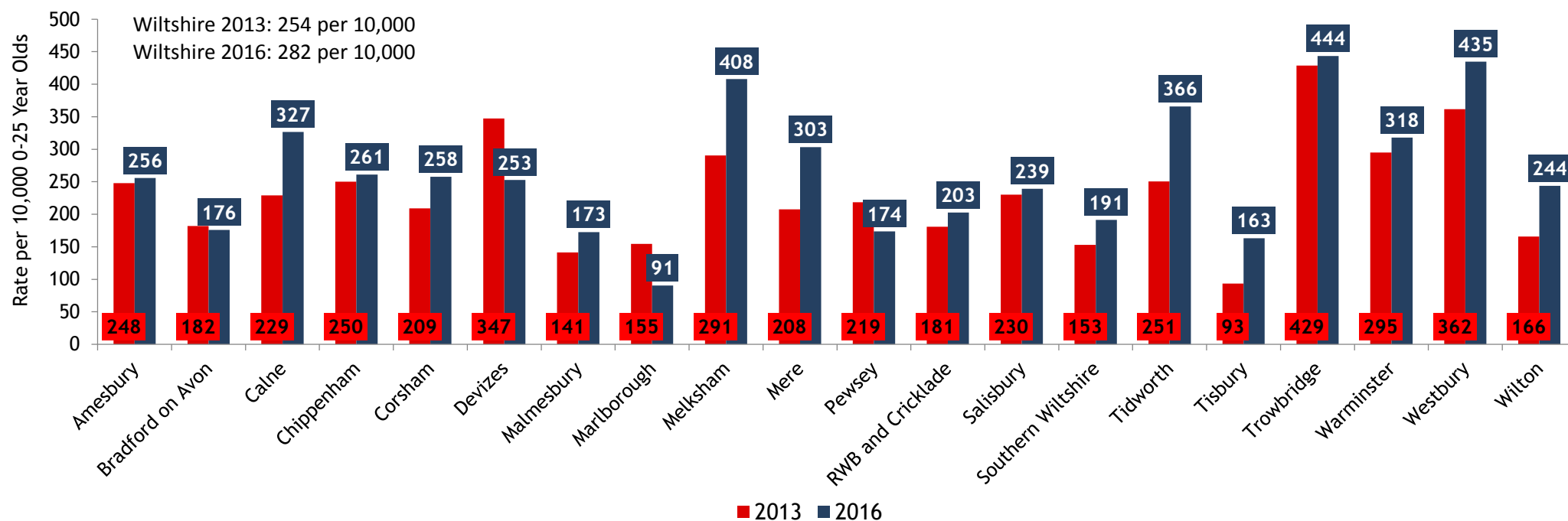


The Common Assessment Framework (CAF) provides a standardised method for the assessment of children and young people who may have more complex needs to enable early multi agency intervention and provide timely co-ordinated packages of support. The rate of CAF registrations across Wiltshire had reduced in 2015 compared to the previous year (from 44 per 10,000 to 34 per 10,000 0-18 year olds) and this comparative reduction has been reflected across all Community Areas in 2015 with the exception of Tidworth, Tisbury and Trowbridge.

In 2015, the highest rates of CAF registrations were recorded in Southern Wiltshire, Calne, Tidworth, Salisbury and Devizes Community Areas, whilst the lowest were seen in Marlborough, Mere, Melksham and Tisbury.

Children in Need

0-25 Year Olds Supported by Wiltshire Council Children's Social Care (Rate per 10,000)
Wiltshire Community Area 2013 - 2016 Comparison



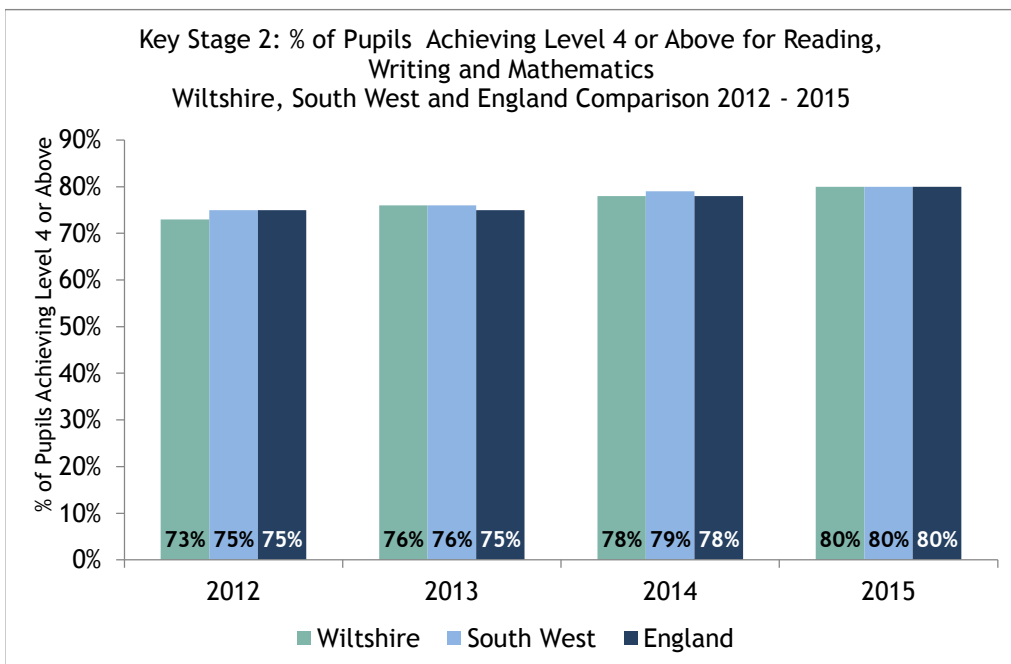
Children's Social Care work with children and families to protect, care for and support vulnerable children and young people in the community to enable them to have the best possible start in life and into adulthood. In 2016, the rate of 0-25 year olds supported by Wiltshire Council Children's Social Care had increased compared to 2013 (from 254 per 10,000 to 281.8 per 10,000 0-25 year olds) and this comparative rise has been reflected across all Community Areas in 2016 with the exception of Bradford on Avon, Devizes, Marlborough and Pewsey.

In 2016, the highest rates of support for children and young people aged 0-25 years from Children's Social Care were in Trowbridge, Westbury, Melksham and Tidworth Community Areas.

Source: Wiltshire Council Children's Services, 2016

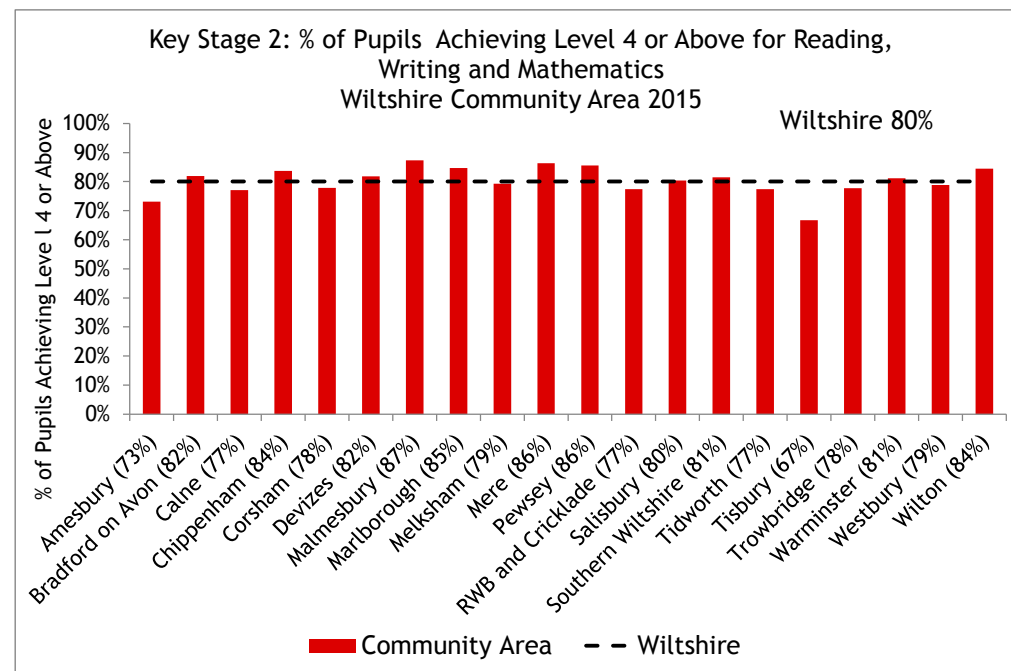
Education and Pupil Achievement

Education is fundamental in ensuring that children and young people are equipped with the skills they need to thrive and provide for themselves as adults. Working closely with schools to continuously improve standards and service provision helps to make sure that every child receives a good education, no matter what their background or family circumstances.



In 2015, the percentage of pupils in Wiltshire achieving level 4 or above in reading, writing and mathematics at the end of primary school (Key Stage 2) was in line with that reported across the South West as well as England as a whole (80%) and has shown consistent improvement since 2012.

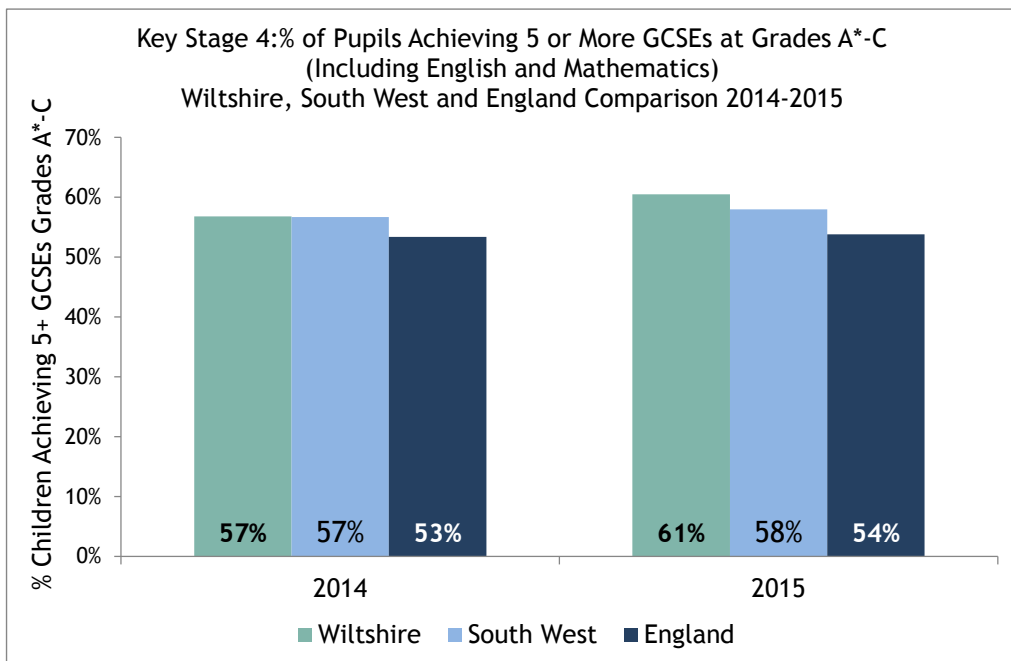
Source: Local Authority Interactive Tool (LAIT) 2012-2015 www.gov.uk



In 2015, the percentage of children achieving level 4 or above in reading, writing and mathematics at the end of primary school (Key Stage 2) was higher than that across Wiltshire as a whole (80%) in all Community Areas with the exception of Amesbury, Calne, Corsham, Melksham, Royal Wootton Bassett and Cricklade, Tidworth, Tisbury and Westbury.

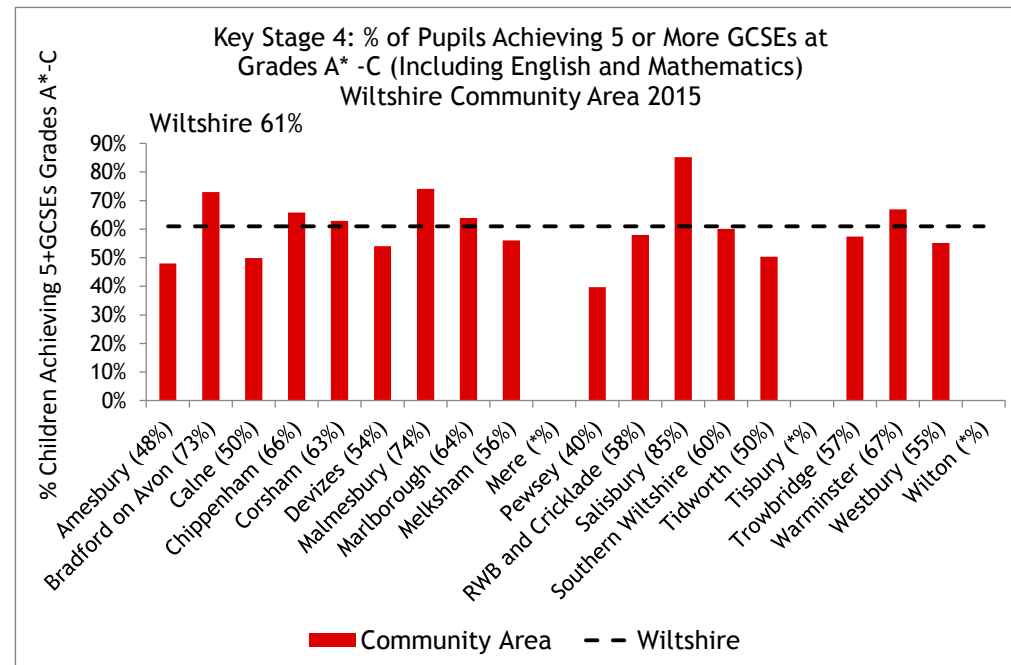
Source: Compare School Performance Service 2015 www.gov.uk

Education and Pupil Achievement



Due to amendments to the definition of this indicator, only annual data since 2014 has been presented in order to allow effective comparison between years. In 2015, the percentage of pupils in Wiltshire achieving 5 or more GCSE's including English and Mathematics at grades A*-C at the end of secondary school (Key Stage 4) was higher than that reported both regionally and nationally and has improved when compared against the previous year. Improvements shown in 2015 mean that Wiltshire now ranks in the top 25% of all Local Authorities in England.

Source: Local Authority Interactive Tool (LAIT) 2014-2015 www.gov.uk



In 2015, the percentage of pupils in Wiltshire achieving 5 or more GCSE's including English and Mathematics at grades A*-C at the end of secondary school (Key Stage 4) was higher than that across Wiltshire as a whole (61%) in all Community Areas with the exception of Amesbury, Calne, Devizes, Melksham, Pewsey, Royal Wootton Bassett and Cricklade, Tidworth, Trowbridge and Westbury. It should be noted that comparative data for Mere, Tisbury and Wilton Community Areas has not been shown due to the fact that there are no secondary schools located within these Community Areas.

Source: Compare School Performance Service 2015 www.gov.uk